

Station 1: The Basics

What are Prepositions of Place?

Prepositions of place tell us **where** something is located. Today, we are learning four basic ones: **In, On, Under, and By**.


In



dreamstime.com ID 279248035 © Alexima

*The ball is **in** the box.*

On



*The ball is **on** the box.*

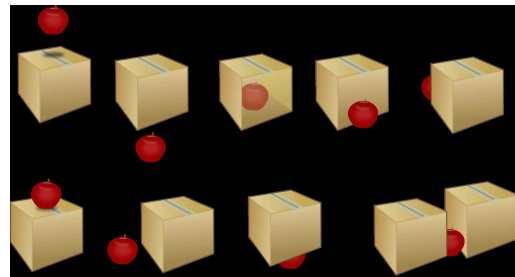
Under



shutterstock

*The ball is **under** the box.*

By



*The ball is **by** the box.*

Station Task: Classroom Scavenger Hunt

Work with your group to look around the classroom. Find one real-life example for each preposition.

Example: "The pencil is **in** the desk."

Instructions:

1. Find an object for **In**.
2. Find an object for **On**.
3. Find an object for **Under**.
4. Find an object for **By**.

When you find an example, show your group and say the sentence aloud. **Record your findings on your Student Station Worksheet.**



Pro Tip

Remember: **By** is the same as **Next to**. Use it when something is very close to the side of another object!

Station 2: Next to, Behind, and In front of

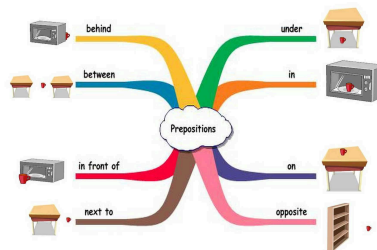
💡 Key Vocabulary

- **Next to:** At the side of someone or something.
- **Behind:** At the back of someone or something.
- **In front of:** Further forward than someone or something.

📖 Look and Learn

Study the positions in the diagram to the right.

1. **Next to:** The ball is at the side of the box.
2. **Behind:** The ball is hidden by the box.
3. **In front of:** The ball is between you and the box.



🏃 Activity: Pose and Name

Step 1: Work with a partner. Use a **chair** or a **large book** as your base object.

Step 2: Partner A will strike a pose! Stand *next to*, *behind*, or *in front of* the object.

Step 3: Partner B must say the correct sentence: "You are [preposition] the chair!"

Step 4: Switch roles and try all three positions.

Step 5: On your **Student Station Worksheet**, draw a quick sketch of one of your partner's poses and label it.

🔍 Challenge Question

If you are standing **behind** your partner, and your partner is standing **behind** a chair, where are you in relation to the chair?

Station 3: Speaking & Description Cards

How to Play

1. Look at the four cards below with your partner.
2. Take turns describing what you see in each picture.
3. Use this **Sentence Frame** for every card:


"The [noun] is [preposition] the [noun]."

Card 1: The Garden



Describe the cat's position.

Card 2: The Living Room



Describe the dog's position.

Card 3: The Park

Card 4: The Bedroom



Describe the bird's position.



Describe the ball's position.

Check Your Work:

Did you use the correct preposition?

- **Behind** (Card 1)
- **Next to** (Card 2)
- **In front of** (Card 3)
- **Under** (Card 4)

When you are finished speaking, write your sentences in the Station 3 section of your worksheet.

Station 4: Where is the Mouse?

Your Task

1. Use a small object (like an eraser or a pencil topper) to be your **mouse**.
2. Read the story below with your partner.
3. As you read each sentence, move your "mouse" to act out the preposition!
4. Pay close attention to where the mouse stops at the end.

The Hungry Mouse in the Kitchen

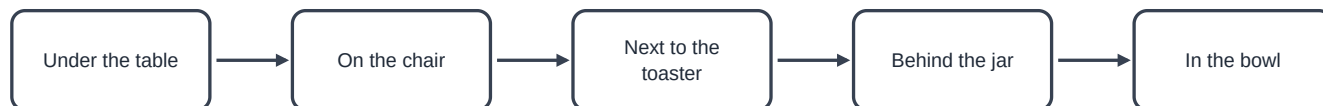
It is midnight, and a tiny mouse is looking for a snack!

1. First, the mouse is **under** the kitchen table looking for crumbs.
2. Then, he jumps **on** top of a wooden chair.
3. He sees a big jar of cookies **next to** the toaster.
4. He hides **behind** the cookie jar so the cat doesn't see him.
5. Finally, he finds a piece of cheese **in** a small red bowl.



Follow the Mouse's Journey:


The Path of the Mouse



Act out these steps in order with your partner!

Recording Sheet Reminder

Don't forget to go to your **Student Station Worksheet** and answer the question for Station 4: *Where was the mouse at the end of the story?*

 **Station 3: Speaking & Description Cards**

Write the sentences you spoke for each card. Use the frame: *The [noun] is [preposition] the [noun].*

Card 1 (The Garden):

.....
.....
.....

Card 2 (The Living Room):

.....
.....
.....

Card 3 (The Park):

.....
.....
.....

Card 4 (The Bedroom):

.....
.....
.....

 **Station 4: Where is the Mouse?**

Final Question: Based on the story and the flow map you followed, where was the mouse at the very end of his journey?

.....

.....

.....

.....

.....

 **Self-Reflection**

Which preposition was the easiest to find in the classroom? Which one was the hardest to act out? Write one sentence explaining why.

.....

.....

.....

.....

.....

Name: _____ Date: _____

Prepositions of Place Quiz

Name: _____

Date: _____

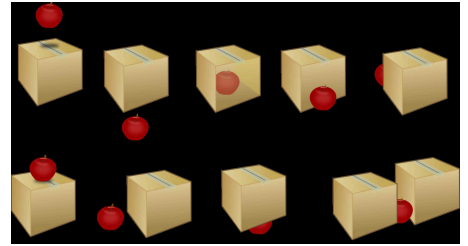
Part A: Matching

Draw a line to match the description of the picture to the correct preposition. Look closely at where the object is!

Description

Image

The ball is **in** the box.



The ball is **on** the box.




The ball is **under** the box.



The ball is **next to** the box.



The ball is **behind** the box.




Description

Image

The cat is **in front of** the TV.




The bird is **by** the window.



The book is **on** the table.



The shoes are **under** the bed.



The pencil is **in** the cup.



18. Scenario: A lamp is sitting on top of a small table.

19. Scenario: A boy is standing in a line. A girl is standing directly in front of him.

20. Scenario: A car is parked in the driveway. A tree is right beside the car.

Teacher Answer Key

Student Station Worksheet Answers

Station 1: Classroom Scavenger Hunt

- **In:** Answers will vary (e.g., The pencils are in the box).
- **On:** Answers will vary (e.g., The book is on the desk).
- **Under:** Answers will vary (e.g., The bag is under the chair).
- **By:** Answers will vary (e.g., The bin is by the door).

Station 2: Pose and Name

- **Preposition:** Answers will vary based on partner's pose (Next to, Behind, or In front of).

Station 3: Speaking & Description Cards

- **Card 1 (The Garden):** The cat is behind the tree.
- **Card 2 (The Living Room):** The dog is next to the house (or similar scene description provided in Station 3 materials).
- **Card 3 (The Park):** Answers will vary based on Station 3 visual descriptions.
- **Card 4 (The Bedroom):** Answers will vary based on Station 3 visual descriptions.

Station 4: Where is the Mouse?

- **Final Question:** Answers will vary based on the specific story text provided in Station 4 (e.g., "The mouse was in the cupboard").

Station Reflection: Answers will vary.

Prepositions Vocabulary Quiz Answers

Part A: Matching (Questions 1-10)

Note: Questions 1-10 were omitted from the provided quiz snippet, but would correspond to the visual matching task described in the outline.

Part B: Fill in the Blank

11. behind (or next to)
12. in
13. on
14. under
15. next to

Part C: Look and Write

16. The dog is under the rug. (OR: The rug is on the dog.)
17. The apple is in the lunchbox.
18. The lamp is on the table.
19. The girl is in front of the boy. (OR: The boy is behind the girl.)
20. The tree is next to the car. (OR: The car is by the tree.)